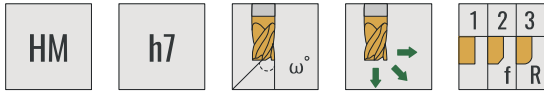
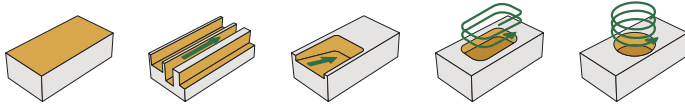


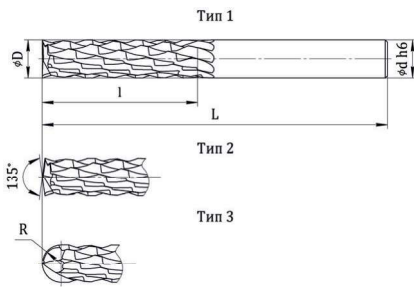
Роутеры для обработки композитных материалов

Цилиндрический хвостовик



| Схема | Обозначение | D | I | L | d | R | ω° | z | |
|-------|---------------------|----|----|-----|----|------|----------------|---|--|
| | С мелкой насечкой | | | | | | | | |
| | P 690-3-12-39-C3 | 3 | 12 | 39 | 3 | 1,5 | 30° | 2 | |
| | P 690-4-12-51-C4 | 4 | 12 | 51 | 4 | 2,0 | 30° | 2 | |
| | P 690-5-15-51-C5 | 5 | 15 | 51 | 5 | 2,5 | 30° | 2 | |
| | P 690-6-15-58-C6 | 6 | 15 | 58 | 6 | 3,0 | 30° | 2 | |
| | P 690-7-20-61-C7 | 7 | 20 | 61 | 7 | 3,5 | 30° | 2 | |
| | P 690-8-20-64-C8 | 8 | 20 | 64 | 8 | 4,0 | 30° | 2 | |
| | P 690-9-22-68-C9 | 9 | 22 | 68 | 9 | 4,5 | 30° | 2 | |
| | P 690-10-22-73-C10 | 10 | 22 | 73 | 10 | 5,0 | 30° | 2 | |
| | P 690-11-26-84-C12 | 11 | 26 | 84 | 12 | 5,5 | 30° | 2 | |
| | P 690-12-26-84-C12 | 12 | 26 | 84 | 12 | 6,0 | 30° | 2 | |
| | P 690-13-26-84-C14 | 13 | 26 | 84 | 14 | 6,5 | 30° | 2 | |
| | P 690-14-26-84-C14 | 14 | 26 | 84 | 14 | 7,0 | 30° | 2 | |
| | P 690-15-33-93-C16 | 15 | 33 | 93 | 16 | 7,5 | 30° | 2 | |
| | P 690-16-33-93-C16 | 16 | 33 | 93 | 16 | 8,0 | 30° | 2 | |
| | P 690-18-33-93-C18 | 18 | 33 | 93 | 18 | 9,0 | 30° | 2 | |
| | P 690-20-42-105-C20 | 20 | 42 | 105 | 20 | 10,0 | 30° | 2 | |
| | | | | | | | | | |
| | | | | | | | | | |
| | | | | | | | | | |
| | | | | | | | | | |
| | | | | | | | | | |
| | | | | | | | | | |
| | | | | | | | | | |
| | | | | | | | | | |
| | | | | | | | | | |
| | | | | | | | | | |

Инструмент из твердого сплава

| Схема | | Обозначение | D | l | L | d | R | ω° | z | | |
|---|--|--------------------------|--------------------------|--------------------------|-------------------------------------|--------------------------|--------------------------|----------------|---|--|--|
|  | | С крупной насечкой | | | | | | | | | |
| | | P 691-3-12-39-C3 | 3 | 12 | 39 | 3 | 1,5 | 20° | 2 | | |
| | | P 691-4-12-51-C4 | 4 | 12 | 51 | 4 | 2,0 | 20° | 2 | | |
| | | P 690-5-15-51-C5 | 5 | 15 | 51 | 5 | 2,5 | 20° | 2 | | |
| | | P 691-6-15-58-C6 | 6 | 15 | 58 | 6 | 3,0 | 20° | 2 | | |
| | | P 691-7-20-61-C7 | 7 | 20 | 61 | 7 | 3,5 | 20° | 2 | | |
| | | P 691-8-20-64-C8 | 8 | 20 | 64 | 8 | 4,0 | 20° | 2 | | |
| | | P 691-9-22-68-C9 | 9 | 22 | 68 | 9 | 4,5 | 20° | 2 | | |
| | | P 691-10-22-73-C10 | 10 | 22 | 73 | 10 | 5,0 | 20° | 2 | | |
| | | P 691-11-26-84-C12 | 11 | 26 | 84 | 12 | 5,5 | 20° | 2 | | |
| | | P 691-12-26-84-C12 | 12 | 26 | 84 | 12 | 6,0 | 20° | 2 | | |
| | | P 691-13-26-84-C14 | 13 | 26 | 84 | 14 | 6,5 | 20° | 2 | | |
| | | P 691-14-26-84-C14 | 14 | 26 | 84 | 14 | 7,0 | 20° | 2 | | |
| | | P 691-15-33-93-C16 | 15 | 33 | 93 | 16 | 7,5 | 20° | 2 | | |
| | | P 691-16-33-93-C16 | 16 | 33 | 93 | 16 | 8,0 | 20° | 2 | | |
| | | P 691-18-33-93-C18 | 18 | 33 | 93 | 18 | 9,0 | 20° | 2 | | |
| | | P 691-20-42-105-C20 | 20 | 42 | 105 | 20 | 10,0 | 20° | 2 | | |
| | | Группа применения | | | | | | | | | |
| | | P | M | K | N | S | H | | | | |
| | | <input type="checkbox"/> | <input type="checkbox"/> | <input type="checkbox"/> | <input checked="" type="checkbox"/> | <input type="checkbox"/> | <input type="checkbox"/> | | | | |
| ТУ 25.73.40-031-36293294-2019 | | | | | | | | | | | |